



**Product Information Manager**  
**PIM**

**Supplier Guide for PIM**  
**How to Create an Item**

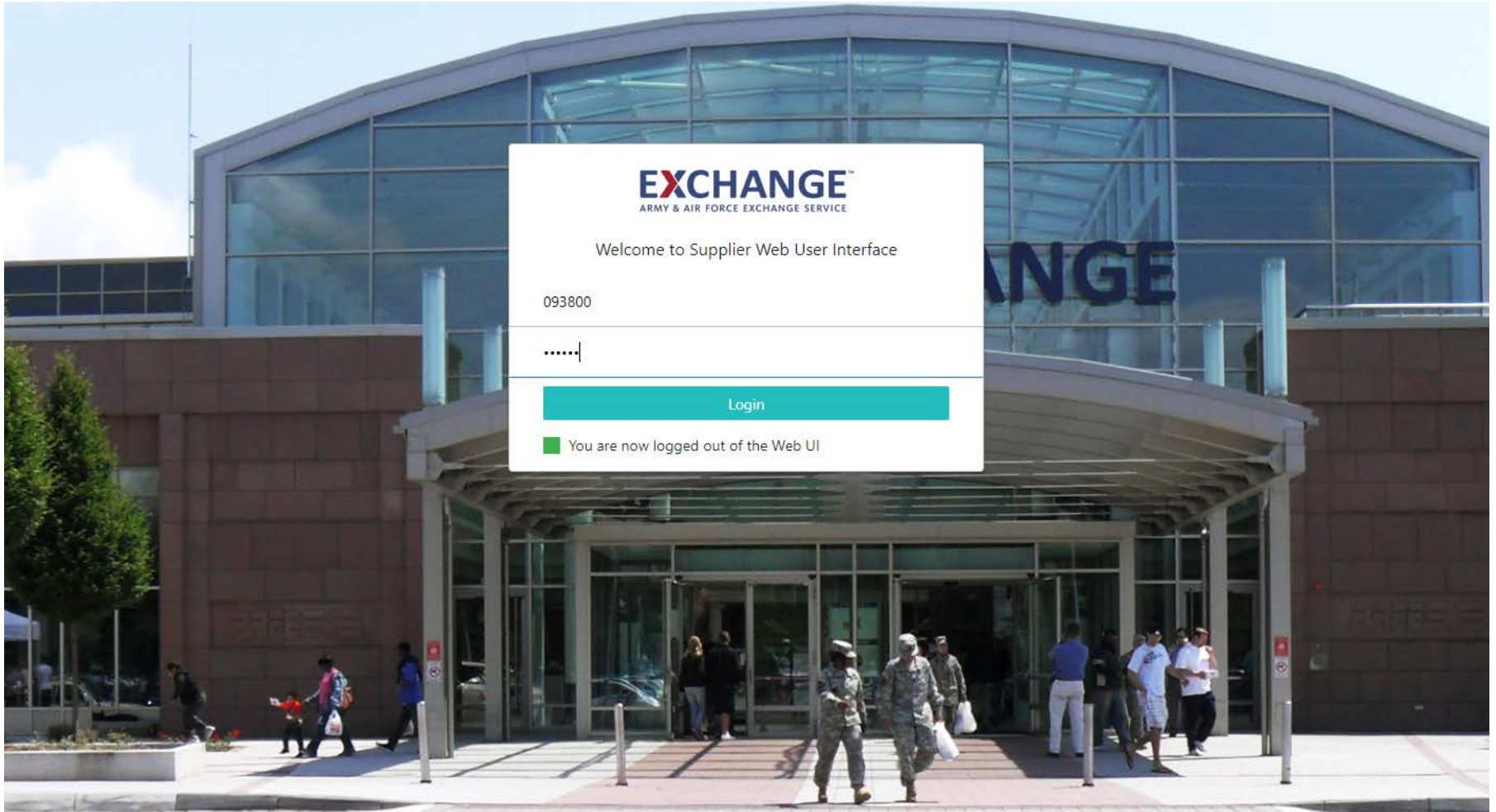
---





Initiate Item.....	7
Add Ship Point.....	8
Add GPC Brick.....	11
Complete item.....	17-20
Submission Failures.....	22-23



# How To Create An Item - WebUI

- Supplier Login Page: <http://pim.aafes.com/webui/supplierwebui>



- A. Supplier Homepage consist of the Vendor Workflow widget
- B. The single person icon  allows you to see items assigned to you and the multiple person  icon allows you to see items assigned to you and supplier group you are a member of.
- C. Vendor Maintenance Workflow
- D. Welcome Widget displays your username
- E. Upload Assets such as thumbnails image and procedure information sheets  B&B ISLAND DIST
- F. Clicking on the Exchange logo  will bring you back to the homepage



## ➤ Homepage

The screenshot shows the Exchange WebUI homepage with several callouts (A-F) pointing to specific areas:

- F**: Exchange logo and header.
- A**: Vendor Workflow section.
- B**: Vendor Maintenance Workflow section.
- C**: SS Export Family & Items section.
- D**: Welcome section with user details.
- E**: Upload Assets section.

**Vendor Workflow Table:**

	DSDPriority	HighPriority	Normal
Item Review	0	0	0
Reject to Supplier	0	0	0
Total Items:	0	0	0

**Vendor Maintenance Workflow Table:**

	DSDPriority	HighPriority	Normal
Item Review	0	0	0
Reject to Supplier	0	0	0
Total	0	0	0

**SS EXPORT ITEMS List:**

- All suppliers
- Necklaces
- Bracelets
- Rings
- Household/Offic...
- Handbags/Should...

**SS ECOMM FAMILY&ITEMS List:**

- All suppliers
- Hi Tech
- Floor Mats (Aut...
- Ladies Engagement
- Fragrances
- Yonna Pants

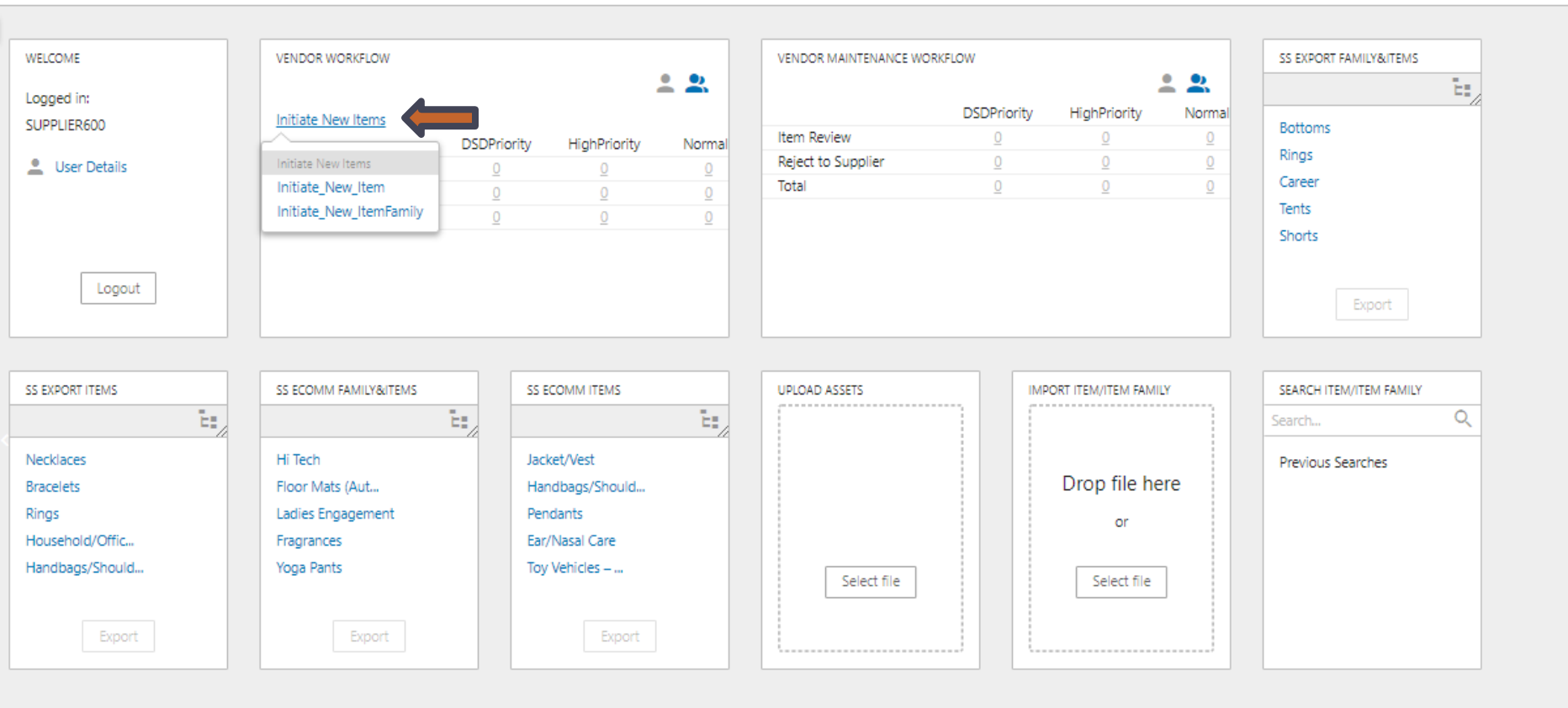
**SS ECOMM ITEMS List:**

- All suppliers
- Jacket/Vest
- Handbags/Should...
- Pendants
- Ear/Nasal Care
- Tov Vehicles - ...

**QUICK LINKS:**

- Import Smartsheet
- Status Log
- Import File
- Supplier Video
- User Guides
- Need Help? Send an email to AAFES Admin

- › **Vendor Workflow widget:**
  - › Initiate New Items
  - › Next to arrow -> Initiate New Item
  - › Box will appear select Initiate New Item



The screenshot displays the EXCHANGE web interface. The 'VENDOR WORKFLOW' widget is the central focus, showing a table with columns for 'DSDPriority', 'HighPriority', and 'Normal'. A dropdown menu is open under the 'Initiate New Items' link, with an orange arrow pointing to it. The dropdown options are 'Initiate New Items', 'Initiate\_New\_Item', and 'Initiate\_New\_ItemFamily'. Other widgets include 'WELCOME', 'VENDOR MAINTENANCE WORKFLOW', 'SS EXPORT FAMILY&ITEMS', 'SS EXPORT ITEMS', 'SS ECOMM FAMILY&ITEMS', 'SS ECOMM ITEMS', 'UPLOAD ASSETS', 'IMPORT ITEM/ITEM FAMILY', and 'SEARCH ITEM/ITEM FAMILY'.

	DSDPriority	HighPriority	Normal
Item Review	0	0	0
Reject to Supplier	0	0	0
Total	0	0	0

- › All Red Asterisk are Mandatory
- › Complete all Attributes for your item.
- › If you select online item, additional attributes will be required.
- › Once you complete the last attribute, click outside of the box for the submit button to appear
- › Click Submit
- › You will be directed back to the homepage.

## Create New Item

* GPC Brick	Umbrellas – Personal
* Item Name	VS Umbrella
GTIN	124578901511
GTIN Type	GTIN-13
Brand	Victoria's Secret
Buyer Case Name	
* Country Of Origin	US (UnitedStates)
Department Number	
Made In America (Y/N)	No
* Online Item	No
* Product Description	Victoria Secret Pink Umbrella
Supplier Discontinue Date	yyyy-MM-dd HH:mm:ss
* VPN (Vendor Product Number)	0012340

### \* Primary Product Ship Point

ID	Title	
SHIPPOINT_09380000	BULOVA WATCH CO INC [09380000]	✕
SHIPPOINT_09380002	BULOVA CORPORATION [09380002]	✕

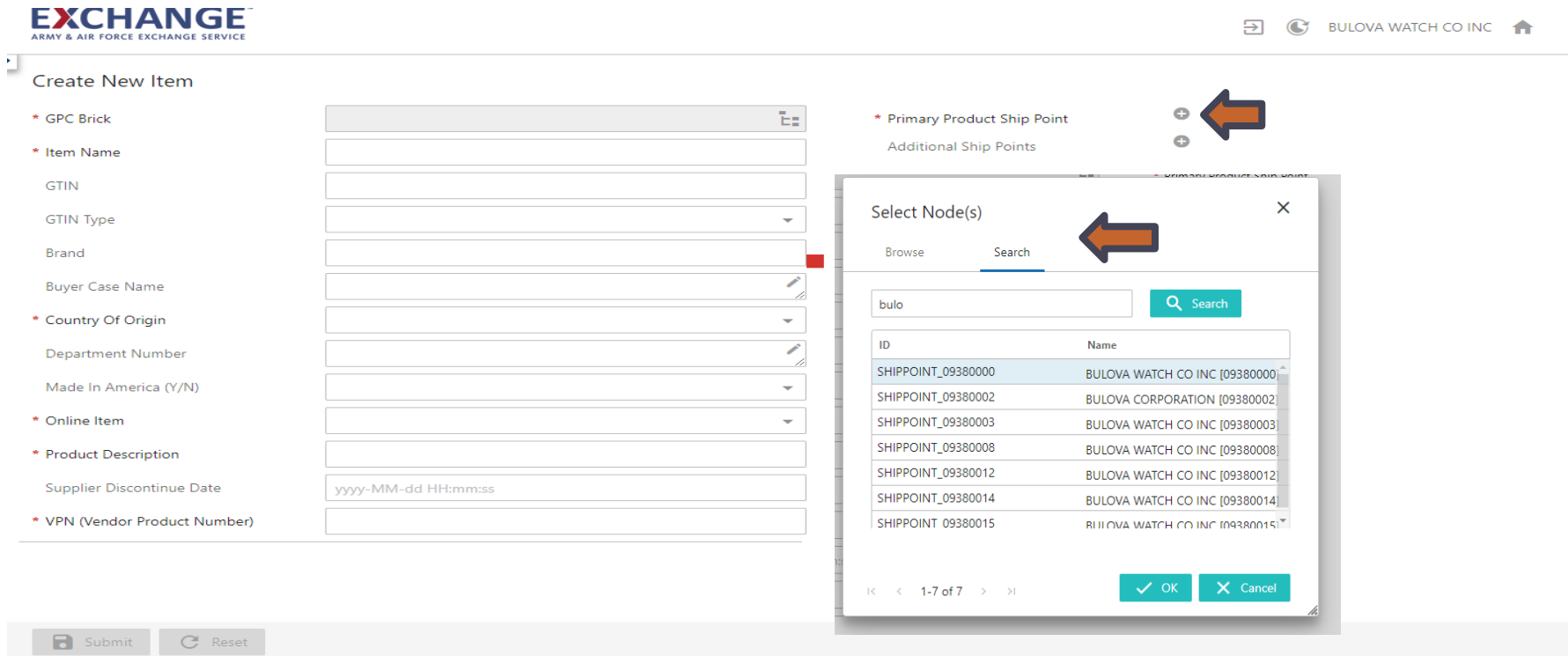
### Additional Ship Points

## Primary Product Ship Point

› Next to Primary Product Ship point (Vendor Code), click on + indicator

› You can search two ways to attach your ship point (Vendor Code)

1. Click on Search tab, type supplier name, click search then highlight to click Okay
2. Click on Browse tab Click on supplier root, search by alpha drill down to Ship Point, highlight your vendor number, Click okay



**EXCHANGE**  
ARMY & AIR FORCE EXCHANGE SERVICE

BULOVA WATCH CO INC

### Create New Item

- \* GPC Brick
- \* Item Name
- GTIN
- GTIN Type
- Brand
- Buyer Case Name
- \* Country Of Origin
- Department Number
- Made In America (Y/N)
- \* Online Item
- \* Product Description
- Supplier Discontinue Date: yyyy-MM-dd HH:mm:ss
- \* VPN (Vendor Product Number)

Primary Product Ship Point

Additional Ship Points

#### Select Node(s)

Browse Search

bulo Search

ID	Name
SHIPPOINT_09380000	BULOVA WATCH CO INC [09380000]
SHIPPOINT_09380002	BULOVA CORPORATION [09380002]
SHIPPOINT_09380003	BULOVA WATCH CO INC [09380003]
SHIPPOINT_09380008	BULOVA WATCH CO INC [09380008]
SHIPPOINT_09380012	BULOVA WATCH CO INC [09380012]
SHIPPOINT_09380014	BULOVA WATCH CO INC [09380014]
SHIPPOINT_09380015	BULOVA WATCH CO INC [09380015]

1-7 of 7


OK Cancel

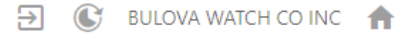
Submit Reset



## Adding Additional Ship Point

- › Click on Additional Ship Point click on + indicator
- › Follow the same steps to add additional ship points (Vendor Codes)





› Create New Item

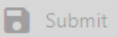
	⊞
	⌵
	✎
	⌵
	✎
	⌵


\* Primary Product Ship Point

Additional Ship Points


ID	Title	⊗
SHIPPOINT_09380000	BULOVA WATCH CO INC [09380000]	⊗




ID	Title	⊕
SHIPPOINT_09380003	BULOVA WATCH CO INC [09380003]	⊗





- › You cannot add Two Different Company Vendor Codes they must be the same supplier
- › If two Companies are added you will receive this error
- › If you are assigned to several vendors make sure in the upper right hand corner you have selected the correct vendor before creating your item.

 ARMY & AIR FORCE EXCHANGE SERVICE

  2XU NORTH AMERICA 

### Create New Item

* GPC Brick	Athletic	* Primary Product Ship Point	<table><thead><tr><th>ID</th><th>Title</th></tr></thead><tbody><tr><td>SHIPPOINT_5895050 2</td><td>2XU NORTH AMERICA [58950502]</td></tr></tbody></table>	ID	Title	SHIPPOINT_5895050 2	2XU NORTH AMERICA [58950502]
ID	Title						
SHIPPOINT_5895050 2	2XU NORTH AMERICA [58950502]						
* Item Name	TEST SOCKS						
GTIN							
GTIN Type		Additional Ship Points	<table><thead><tr><th>ID</th><th>Title</th></tr></thead><tbody><tr><td>SHIPPOINT_4204150 2</td><td>NIKE INC [42041502]</td></tr></tbody></table>	ID	Title	SHIPPOINT_4204150 2	NIKE INC [42041502]
ID	Title						
SHIPPOINT_4204150 2	NIKE INC [42041502]						
Brand	Nike						
Buyer Case Name							
* Country Of Origin	US (UnitedStates)						
Department Number							
Made In America (Y/N)							
* Online Item	No						
* Product Description	TEST SOCKS						
Supplier Discontinue Date	yyyy-MM-dd HH:mm:ss						
* VPN (Vendor Product Number)	123123						


**Nike Dry Fit** ✕

Submit error: NIKE USA INC [42041507]  
[SHIPPOINT\_42041507] must be a descendant of  
this item's supplier: BULOVA WATCH CO INC  
[SUPPLIER\_093800]

Submit Reset

- › GPC Brick icon– click on products,
- › Browse to find your product brick.
- › Click on the arrows to drop down as shown below to the brick level.
  - › If you do not arrow down to the brick level, you will not be able to save any data you enter.
- › Highlight your item then click OK.

Create New Item

\* GPC Brick 

\* Item Name

GTIN

GTIN Type

Brand

Buyer Case Name

\* Country Of Origin

Department Number

Made In America (Y/N)

\* Online Item

\* Product Description

Supplier Discontinue Date

\* VPN (Vendor Product Number)

\* Primary Product Ship Point

Additional Ship Points

Select Node(s)

Browse Search

- ▶ MCS Clothing (236283)
- ▶ MCS Household/Office Furniture/Furnishings (236284)
- ▶ MCS Personal Accessories (236285)
- ▶ MCSS Footwear (236282)
- ▶ Mens Clothing (234354)
- ▶ Mens Furnishings (234355)
  - ▶ Mens Accessories (234401)
  - ▶ Mens Basic Furnishings (234399)
    - ▶ Sleepwear/Loungewear (234591)
    - ▶ Socks (234589)
      - ▶ Athletic (235308)
      - ▶ Casual (235307)
      - ▶ Dress (235306)
      - ▶ Underwear (234590)
    - ▶ Mens Dress Furnishings (234400)
  - ▶ Military Souvenirs (3356312)

OK Cancel

# EXCHANGE™ How To Create An Item - WebUI

- › Item Review will show the number of new items created.
- › Under the Normal column click on the number.
- › Any item not completed within allotted time frame will escalate to high priority column.

The screenshot displays the EXCHANGE™ web interface for the Army & Air Force Exchange Service. The user is logged in as SUPPLIER600. The main dashboard includes several widgets:

- WELCOME:** Shows the user is logged in as SUPPLIER600 and provides a 'Logout' button.
- VENDOR WORKFLOW:** A table showing the number of items in different priority categories. An arrow points to the 'Normal' column value '1'.
- VENDOR MAINTENANCE WORKFLOW:** A table showing the number of items in different priority categories.
- SS EXPORT FAMILY&ITEMS:** A list of item families with an 'Export' button.
- SS EXPORT ITEMS:** A list of specific items with an 'Export' button.
- SS ECOMM FAMILY&ITEMS:** A list of item families with an 'Export' button.
- SS ECOMM ITEMS:** A list of specific items with an 'Export' button.
- UPLOAD ASSETS:** A section for uploading files with a 'Select file' button.
- IMPORT ITEM/ITEM FAMILY:** A section for importing items with a 'Select file' button.
- SEARCH ITEM/ITEM FAMILY:** A search bar and a 'Previous Searches' section.


Initiate New Items	DSDPriority	HighPriority	Normal
Item Review	0	0	1
Reject to Supplier	0	0	0
Total Items:	0	0	1

Item Review	DSDPriority	HighPriority	Normal
Item Review	0	0	0
Reject to Supplier	0	0	0
Total	0	0	0

- Check Box Under “Assigned To Me”
  - If you do not check the box to assign the item to yourself you will not be able to save any information you enter, and the action buttons will not be available.
- Click on name link to complete tabs.

## New Buy-Side Item - Item Review

Select all
  Clear filter
  Apply view
  Clear view

	Assignee	Assigned to me	Thumbnail	Name	Item/Item Family	GTIN	Status flag	Deadline
<input type="checkbox"/> TEST SOCKS	supplier600	<input checked="" type="checkbox"/>		<a href="#">TEST SOCKS</a>	Item		Normal	9/25/19 1:42:14 PM




# EXCHANGE™ How To Create An Item - WebUI

- › Filter Item by clicking on the attribute....
- › Click on name use search box to select items
- › You can mass assign up to 300 items at a time

## New Buy-Side Item - Item Review

Select all  Clear filter  Apply view  Clear view



	Assignee	Assigned to me	Thumbnail	Name	Item/Item Family	GTIN	Status flag	Deadline	Request Comment	Supplier Nbr	Brand	Description*
<input type="checkbox"/>	Test Dress socks	supplier600	✓				nal	9/23/19 8:56:59 AM		093800		Test Dress Soc
<input type="checkbox"/>	TEST NIKE SOCKS	supplier600	✓				nal	9/24/19 7:41:59 AM		093800	Nike	TEST NIKE SOCK
<input type="checkbox"/>	TEST SOCKS	supplier600	✓				nal	9/24/19 7:49:22 AM		093800	Hanes	TEST SOCKS
<input type="checkbox"/>	TEST SHORTS	supplier600	✓				nal	9/24/19 8:18:18 AM		093800	Nike	TEST SHORTS
<input type="checkbox"/>	(6184565)	supplier600	✓		(6184565)	Item	Normal	9/24/19 8:24:16 AM		093800	Nike	TEST SHORTS

Sort by

Ascending ^

Descending v

Contains

(Select all)

(6184565)

TEST NIKE SOCKS

TEST SHORTS

TEST SOCKS

Test Dress socks

5 / 5

Apply filter Reset filter



# How To Create An Item - WebUI

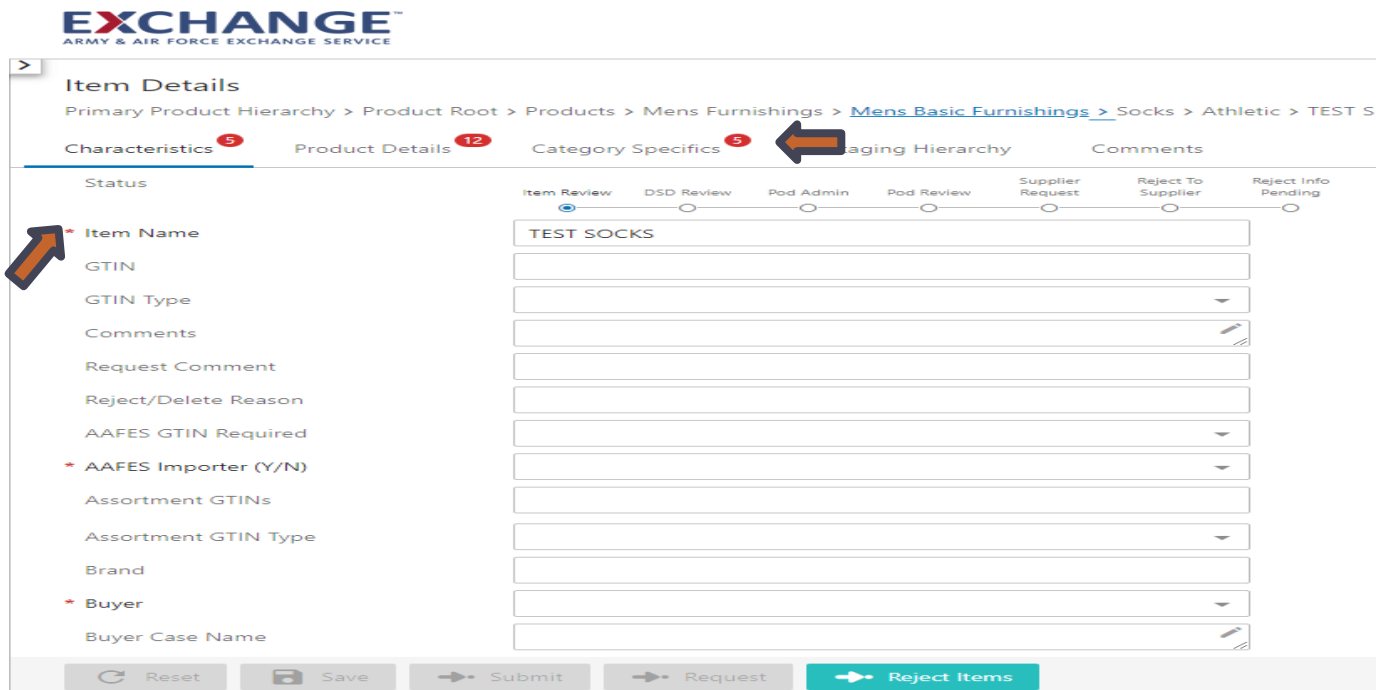
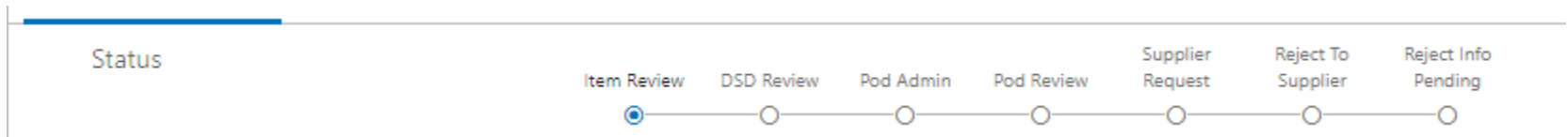
- Assign will pop up, Once you click a drop down will appear
- Click on Assign to me to mass assign items to yourself (you can mass assign 300 items at a time)
- Release Task will un-assign the items
- Click the file name to complete
- Items that you have completed you can also mass submit to the next state in the workflow

## New Buy-Side Item - Item Review

🗑️ Clear all 🗑️ Clear filter 🗄️ Apply view 📄 Print view 👤 Assign 📄 Export to Excel 📄 Export Smartsheet ➡️ Submit to next state in workflow

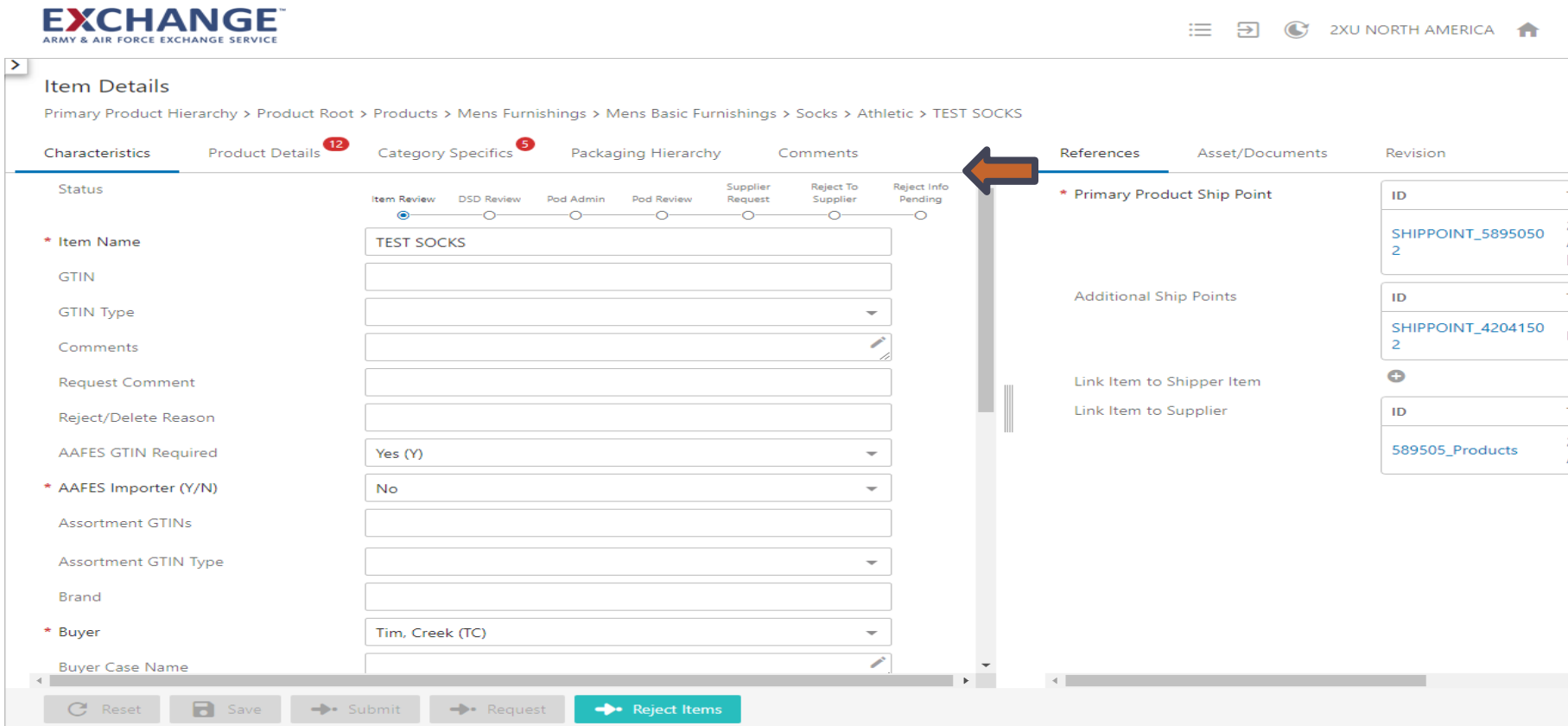
	Assignee	Item/Item Family	GTIN	Status flag	Deadline	Request Comment	Supplier Nbr	Brand	Description
<input checked="" type="checkbox"/> Test Dress socks	supplier600	Item		Normal	9/23/19 8:56:59 AM		093800		Test Dress Soc
<input checked="" type="checkbox"/> TEST NIKE SOCKS	supplier600	Item		Normal	9/24/19 7:41:59 AM		093800	Nike	TEST NIKE SOX
<input checked="" type="checkbox"/> TEST SOCKS	supplier600	Item		Normal	9/24/19 7:49:22 AM		093800	Hanes	TEST SOCKS
<input checked="" type="checkbox"/> TEST SHORTS	supplier600	Item Family		Normal	9/24/19 8:18:18 AM		093800	Nike	TEST SHORTS
<input checked="" type="checkbox"/> (6184565)	supplier600	Item	(6184565)	Normal	9/24/19 8:24:16 AM		093800	Nike	TEST SHORTS

- › Mandatory attributes are identified by Red Asterisk \*. There are some mandatory attributes that will not show the \* because they are not mandatory for all categories.
- › Each Tab will have red circles indicating the number of mandatory attributes that need to be completed
- › Status Log allows you to pull your item into the workflow to check the status of the item.



- › Color Names need to be entered in Camel Case (i.e. Passion Red, Sunshine Yellow, Perfect Pink)
  - › If you select NRF Color 000, your color name must be No Color
  - › Status Log displays on the Characteristics Tab this will allow you to check the status of your item by pulling your item into the workflow using the search by item widget
  - › Save each tab before moving to the next tab



**EXCHANGE™**  
ARMY & AIR FORCE EXCHANGE SERVICE

2XU NORTH AMERICA

## Item Details

Primary Product Hierarchy > Product Root > Products > Mens Furnishings > Mens Basic Furnishings > Socks > Athletic > TEST SOCKS

Characteristics | Product Details <sup>12</sup> | Category Specifics <sup>5</sup> | Packaging Hierarchy | Comments | **References** | Asset/Documents | Revision

Status

Item Review  | DSD Review  | Pod Admin  | Pod Review  | Supplier Request  | Reject To Supplier  | Reject Info Pending

\* Item Name: TEST SOCKS

GTIN:

GTIN Type:

Comments:

Request Comment:

Reject/Delete Reason:

AAFES GTIN Required: Yes (Y)

\* AAFES Importer (Y/N): No

Assortment GTINs:

Assortment GTIN Type:

Brand:

\* Buyer: Tim, Creek (TC)

Buyer Case Name:

Primary Product Ship Point

ID	T
SHIPPOINT_58950502	

Additional Ship Points

ID	T
SHIPPOINT_42041502	

Link Item to Shipper Item

Link Item to Supplier

ID	T
589505_Products	

Reset | Save | Submit | Request | **Reject Items**

- › Under Product Detail
- › Size and dimensions of the retail packaging are Mandatory
- › Save each tab before moving to the next tab

Item Details
Primary Product Hierarchy > Product Root > Products > Personal Accessories > Personal Carriers/Accessories > Handbags/Shoulder Bags > TEST MK Purse

Characteristics	Product Details	Category Specifics <sup>5</sup>	Packaging Hierarchy	Comments	References	Asset/Documents	Revision
* Length	<input type="text" value="21"/>				Child Safety Information		+
* Length UOM	<input type="text" value="Inch (IN)"/> ▼				Die - Lines		+
* Width	<input type="text" value="21"/>				Digital Media		+
* Width UOM	<input type="text" value="Inch (IN)"/> ▼				Energy Labels		+
* Height	<input type="text" value="20"/>				Hazmat Materials		+
* Height UOM	<input type="text" value="Inch (IN)"/> ▼				HTS Custom Documents		+
* Weight	<input type="text" value="2.5"/>				Import Factory Testing Documents		+
* Weight UOM	<input type="text" value="Pounds (LBS)"/> ▼				Import Packaging Images		+
* Inner Pack Size	<input type="text" value="1"/>				Import Product Testing Documents		+
* Case Pack Size	<input type="text" value="1"/>				Item Image		+
Factory	<input type="text"/>				Miscellaneous Product Reference Document		+
HTS Code	<input type="text"/>				Nutrition Information Labels		+
* Packing Method	<input type="text" value="Flat"/> ▼				Planograms		+
Ship Date	<input type="text" value="yyyy-MM-dd"/>				Primary Product Image		+
Short Description	<input type="text" value="TEST MK Purse"/>				Warranty Information Document		+
* Size	<input type="text" value="No Size"/> ▼						
Closure - Accessories	<input type="text"/>						
Description 4 (Warranty Information)	<input type="text"/>						
Features - Benefits - Marketing Message	<input type="text"/>						
Includes	<input type="text"/>						

Reset
Save
Submit
Request
Reject Items

- › Category Specifics are Mandatory fields for ECOM
- › Consumer dimensions is the actual size of the item on this screen
- › Save each tab before moving to the next tab

>

## Item Details

Primary Product Hierarchy > Product Root > Products > Mens Furnishings > Mens Basic Furnishings > Socks > Athletic > TEST SOCKS

Characteristics
Product Details
Category Specifics
Packaging Hierarchy
Comments
References
Asset/Documents
Revision

NCAA Team	<input type="text"/>	▼				
NFL Team	<input type="text"/>	▼				
NHL Team	<input type="text"/>	▼				
Number	<input type="text"/>	▼				
Pack Count	<input type="text"/>	▼				
Pre-Ticket	<input type="text"/>	▼				
Ship Date	<input type="text" value="yyyy-MM-dd"/>					
Sport	<input type="text"/>	▼				
* Style Socks	<input type="text" value="Athletic"/>	▼				
Team	<input type="text"/>	▼				
Type Mens Apparel	<input type="text"/>	▼				
Type Of Material	<input type="text"/>	▼				
* Type Socks	<input type="text" value="Socks"/>	▼				
Vendor Collection Name	<input type="text"/>					✎

\* Primary Product Ship Point

Additional Ship Points

Link Item to Shipper Item

Link Item to Supplier

ID	
	SHIPPOINT_5895012
ID	
	SHIPPOINT_420412
+	
ID	
	589505_Products

↻ Reset
💾 Save
➡ Submit
➡ Request
➡ Reject Items

- › Click **Add Higher** use the drop down under **New Pack Type** to select your pack, Click OK a column will be added
- › If you need to unlink your packaging you can right click to unlink the box

## Item Details

Primary Product Hierarchy > Product Root > Products > Mens Furnishings > Mens Basic Furnishings > Socks > Athletic > TEST SOCKS

Characteristics

Product Details

Category Specifics

**Packaging Hierarchy**

Comments



Add higher  
Unlink

Clear all Bulk update action

Product	TEST SOCKS
Object Type	Item
Name	TEST SOCKS
Qty Of Next Lower Package	1
Number Of Items	1.0
Supply Chain Data	

Add higher level

New or Existing:

Pack type:

OK Cancel

Number of items : 1

Reset


Save

Submit

Request

Reject Items

- Adding dimensions for Inner, Case and QTY Of Next Lower packaging
- Tare and Pallet you need to enter the number of cases for each, and QTY Of Next Lower Packaging



☰ ☞ 🌙 2XU NORTH AMERICA 🏠

---


**Item Details**

Primary Product Hierarchy > Product Root > Products > Mens Furnishings > Mens Basic Furnishings > Socks > Athletic > TEST SOCKS

Characteristics   Product Details   Category Specifics   **Packaging Hierarchy**   Comments

 Inch Pounds

3.0

 Inch Pounds

🗑️ Clear all
📄 Bulk update action

↻	<input type="checkbox"/> TEST SOCKS	<input type="checkbox"/> 5769038
Product	TEST SOCKS	5769038
Object Type	Item	Case
Name	TEST SOCKS	5769038
Qty Of Next Lower Package	1	3
Number Of Items	1.0	3.0

Supply Chain Data -

Number of items : 2

🔄 Reset
💾 Save
➔ Submit
➔ Request
➔ Reject Items

**References** >

- \* Primary Product Ship Point
 

ID  
SH  
2
- Additional Ship Points
 

ID  
SH  
2
- Link Item to Shipper Item
 

+
- Link Item to Supplier
 

ID  
58

# Submit to Next Workflow

- Once item is ready to submit to next workflow
- Click Save/ Submit to take you back to the home page

### Item Details

Primary Product Hierarchy > Product Root > Products > Mens Furnishings > Mens Basic F

Submit

✕  
 Item was successfully submitted.

Characteristics
Product Details
Category Specifics
Packaging Hierarchy

Body Type

Branch of Service

\* Consumer Quantity Of Units In Consumer Package

Fabric

\* Fabric Or Material Description

Fur Animal Name

Fur Country Of Origin

Fur Treatment

\* Gender

GWP/Component

Length Of Leg Of Garment

NBA Team

NCAA Team

NFL Team

NHL Team

Number

Pack Count

Pre-Ticket

Ship Date

Sport

\* Primary Product Ship Point

Additional Ship Points


Link Item to Shipper Item

Link Item to Supplier

ID	Title
SHIPPOINT_09380000	BULOVA WATCH CO INC [09380000] <span style="float: right;">✕</span>
+	
+	
ID	Title
093800_Products	BULOVA WATCH CO INC Products <span style="float: right;">✕</span>

↻ Reset
➡ Submit
↶ Request
↷ Reject Items

- **GTIN Error Message**
- Existing GTIN with the same supplier will cause an error in PIM
  - GTIN is present in RMS. Follow up with buying team to have item migrated into PIM
- Remove the item by rejecting out of your workflow.


☰ ☰ 🌙 BULOVA WATCH CO INC 🏠

**Item Details**  
 Primary Product Hierarchy > Product Root > Products > Mens Furnishings > Mens Basic

Characteristics    Product Details    **Category Specifics**    Packaging Hiera

Body Type	<input type="text"/>
Branch of Service	<input type="text"/>
* Consumer Quantity Of Units In Consumer Package	1
Fabric	<input type="text"/>
* Fabric Or Material Description	cotton <input type="text"/>
Fur Animal Name	<input type="text"/>
Fur Country Of Origin	<input type="text"/>
Fur Treatment	<input type="text"/>
* Gender	Unisex
GWP/Component	<input type="text"/>
Length Of Leg Of Garment	<input type="text"/>
NBA Team	<input type="text"/>
NCAA Team	<input type="text"/>
NFL Team	<input type="text"/>
NHL Team	<input type="text"/>
Number	<input type="text"/>
Pack Count	<input type="text"/>
Pre-Ticket	<input type="text"/>
Ship Date	yyyy-MM-dd
Sport	<input type="text"/>

**TEST SOCKS 2XU** ✕

Submit error: The item is already in PIM. GTIN 9336340316473 is already in use by MENS PERFORMANCE RACE SOCK:NAVY:LARGE (MENS PERFORMANCE RACE SOCK:NAVY:LARGE [1965327]). Please update the GTIN or Reject the item from the workflow.

Revision

ID	Title
SHIPPOINT_09380000	BULOVA WATCH CO INC [09380000] ✕
+	
+	
ID	Title
093800_Products	BULOVA WATCH CO INC Products ✕

**TEST (NR) S18 TOYPEDO ORIGINAL** ✕

Submit error: The item with GTIN - 795861122762 is present in RMS, please request your buyer to migrate in PIM

- **Common warning messages**
  - Missing attributes that aren't identified as mandatory will create an error
- Click on Details in blue to view missing attributes
- Error messages you direct you on what actions to take, once completed submit again

The screenshot displays the 'Item Family Details' page for 'Nike Dry Fit Sleeylvess'. The interface includes a breadcrumb trail, tabs for 'Characteristics', 'Product Details', 'Category Specifics', 'Variant Matrix', 'Child Items', 'References', and 'Accessories/Documents'. The 'References' tab is active, showing a table of ship points.

ID	Title
SHIPPOINT_09380000	BULOVA WATCH CO INC [09380000]

Below the table, there are three stacked error messages:

- Warning - cannot be submitted** (Yellow header)
- Nike Dry Fit Sleeylvess**  
Submit error: Referenced Condition LinkMandatoryCheck was false. (Red header)
- Nike Dry Fit Sleeylvess**  
Submit error: The following attributes are required in the current product path: Buyer [Buyer] (Red header)

At the bottom of the page, there are buttons for 'Reset', 'Save', and 'Submit to Buyer'.





**PIM email address**  
**[pimadmin@aafes.com](mailto:pimadmin@aafes.com)**

---



**Thank You!**